

DAILY DERIVATIVES RESEARCH REPORT

January 19, 2026

NIFTY OI

Current	Absolute Chg
18.94	0.25
Previous	% Change
19.28	1.34%


INDIA VIX

Current	Absolute Chg
11.37	0.05
Previous	% Change
11.32	0.44%

PCR

Current	Absolute Chg
0.76	-0.05
Previous	% Change
0.81	-6.3%

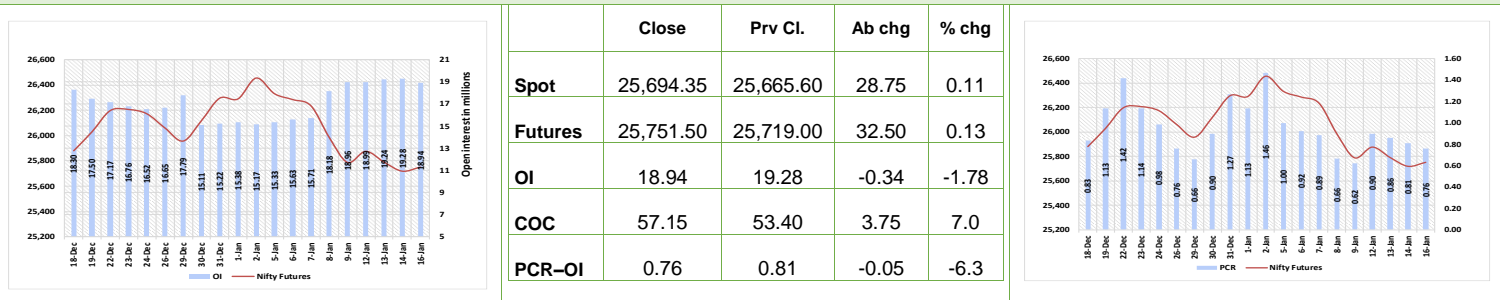
OUTLOOK



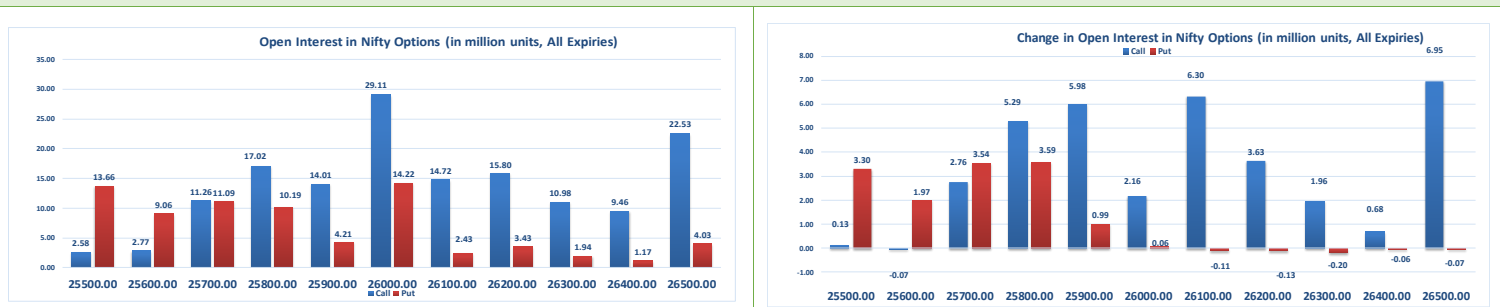
Summary

Indian markets closed on a positive note where buying was mainly seen in Information Technology, PSU Bank, and Realty. Nifty Jan Futures closed at 25,751.50 (up 32.50 points) at a premium of 57.15 pts to spot.

Nifty Snapshot

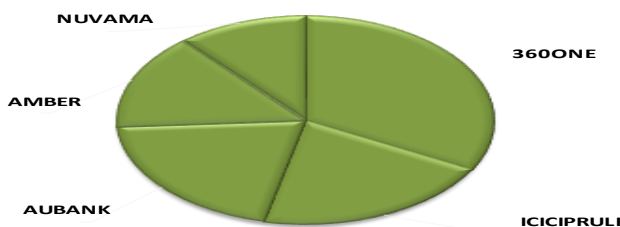


Open Interest in Nifty Options



- The above second chart shows previous trading day's change in Nifty options where Additions in OI were seen in 26500, 26200, 26100, 25900, 26800, 25700 strike Calls and at 25900, 25800, 25700, 25600, 25500 strike Puts indicating market is likely to remain cautious during the day.
- Highest OI build-up is seen at 26000 strike Calls and 26000 strike Puts, to the tune of 29.11mn and 14.22mn respectively.

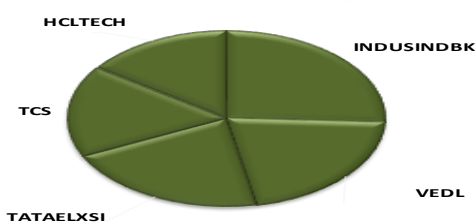
Long Builtup



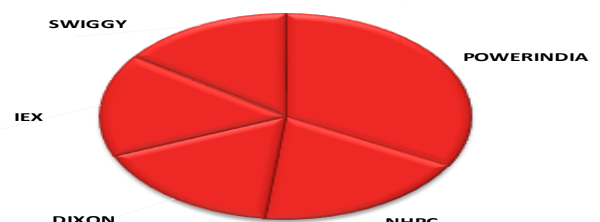
Long Unwinding



Short Covering



Short Builtup



DAILY DERIVATIVES RESEARCH REPORT

(Price is in Rs; OI is in million units; Price chg and OI chg are in percentage) **NB RESEARCH**

Fresh Longs seen in:					Fresh Shorts seen in:				
Scrip	Price	Price chg	OI	OI Chg	Scrip	Price	Price chg	OI	OI Chg
360ONE	1200.9	4.0	3.3	24.4	POWERINDIA	16287.0	-4.2	0.4	16.6
ICICIPRULI	680.1	1.4	17.2	15.4	NHPC	80.5	-0.9	79.1	9.5
AUBANK	1029.4	4.9	24.3	15.2	DIXON	10760.0	-3.3	3.5	8.5
AMBER	6171.0	0.6	1.2	10.9	IEX	139.7	0.0	85.1	8.1
NUVAMA	1480.7	2.9	2.4	8.3	SWIGGY	340.5	-2.2	28.8	7.6
Short Covering seen in:					Long Unwinding seen in:				
Scrip	Price	Price chg	OI	OI Chg	Scrip	Price	Price chg	OI	OI Chg
INDUSINDBK	950.5	0.7	37.7	-6.3	KALYANKJIL	467.2	-2.8	36.1	-3.9
VEDL	682.1	0.9	83.1	-5.2	TATASTEEL	188.3	-0.8	260.2	-2.0
TATAELXSI	5615.0	1.9	1.5	-5.1	POLICYBZR	1622.8	-1.7	7.1	-2.0
TCS	3215.3	2.3	19.0	-4.1	FORTIS	899.6	-1.4	11.0	-1.8
HCLTECH	1698.4	2.4	16.7	-3.7	HEROMOTOCO	5651.0	-0.5	5.5	-1.4

Institutional Activity

Institutional Activity in previous trading session				Net FII Activity (in Rs cr.)				
(in Rs cr.)	Buy	Sell	Net	Date	Idx Fut	Stk Fut	Idx Opt	Cash
Index Futures	4664.82	3139.76	1525.06	16-Jan	1525.1	284.9	17172.9	-4346
Index Options	1931265.93	1914092.99	17172.94	14-Jan	-231.6	391.7	-5011.5	-4781
Stock Futures	31160.53	30875.59	284.94	13-Jan	-705.2	-2279.9	-8064.5	-1500
Stock Options	48982.46	48964.92	17.54	12-Jan	-1227.8	891.0	34.4	-3638
FII Cash	20,159.84	24,505.97	-4,346.13	9-Jan	-3195.3	885.8	14543.2	-3769
DII Cash	19,135.42	15,200.11	3,935.31	8-Jan	-5284.9	-3270.0	-11189.0	-3367

Technical Pivot (Intraday):

	S2	S1	PIVOT	R1	R2
NIFTY	25575	25665	25810	25900	26045
BANKNIFTY	59610	59905	60090	60385	60570

Derivative Recommendations:

Stock Name	Call (Buy/Sell)	Entry price	Targets	Stop Loss	Duration	Status
TATASTEEL FUT	Buy	189.5	198.5	185	1-2 Days	OPEN
NIFTY 25800 CE	Buy	64	150	25	1-2 Days	OPEN

DAILY DERIVATIVES RESEARCH REPORT

NIFTY50 Options OI (CE OI = Resistance) (PE OI = Support)			
Symbol	Highest CE OI	Highest PE OI	CMP
ADANIENT	2300	2200	2160
ADANIPTS	1500	1420	1424
APOLLOHOSP	7400	7000	7259
ASIANPAINT	2860	2800	2765
AXISBANK	1300	1300	1295
BAJAJ-AUTO	10000	9500	9506
BAJAJFINSV	2080	2000	2008
BAJFINANCE	1000	1000	952
BEL	420	400	412
BHARTIARTL	2100	2000	2017
CIPLA	1500	1400	1397
COALINDIA	440	410	431
DRREDDY	1260	1200	1179
EICHERMOT	7800	7000	7337
ETERNAL	300	280	289
GRASIM	2900	2740	2818
HCLTECH	1680	1600	1698
HDFCBANK	1000	900	934
HDFCLIFE	780	730	734
HINDALCO	950	900	934
HINDUNILVR	2440	2300	2359
ICICIBANK	1450	1400	1412
INDIGO	5100	4800	4754
INFY	1700	1680	1691
ITC	350	350	330

NIFTY50 Options OI (CE OI = Resistance) (PE OI = Support)			
Symbol	Highest CE OI	Highest PE OI	CMP
JIOFIN	300	290	279
JSWSTEEL	1200	1100	1187
KOTAKBANK	440	420	420
LT	4000	3900	3867
M&M	3800	3600	3660
MARUTI	17000	16500	15906
MAXHEALTH	1100	1040	1037
NESTLEIND	1340	1300	1316
NTPC	355	340	347
ONGC	240	240	247
POWERGRID	270	260	258
RELIANCE	1600	1500	1461
SBILIFE	2140	2100	2086
SBIN	1050	1000	1042
SHRIRAMFIN	1000	980	998
SUNPHARMA	1800	1700	1668
TATACONSUM	1220	1080	1189
TMPV	400	350	354
TATASTEEL	200	180	188
TCS	3300	3200	3215
TECHM	1700	1600	1675
TITAN	4300	4000	4204
TRENT	4200	4100	3912
ULTRACEMCO	12200	11500	12385
WIPRO	270	250	266

DAILY DERIVATIVES RESEARCH REPORT

OI against MWPL				
Symbol	MWPL	Open Interest	Limit for next day	% OI
IRCTC	32504261	72803500	6672354	224%
KAYNES	4679418	10457100	694686	223%
IEX	133395043	270300000	48700080	203%
RVNL	84941460	138997650	34110484	164%
DIXON	6452220	9724250	2652858	151%
IREDA	119011160	173590200	48915143	146%
NBCC	154894704	222228500	52616100	143%
SAMMAANCAP	122326971	172670800	Ban	141%
BANDHANBNK	144289555	203446800	2642673	141%
MANAPPURAM	82205057	111144000	27632632	135%
ANGELONE	9673308	12548750	4473843	130%
INOXWIND	144708707	187287100	32780680	129%
SAIL	216861410	259571600	Ban	120%
RBLBANK	91953095	109743875	14406539	119%
TATATECH	25116370	29515200	12274422	118%
HUDCO	75071250	87368100	29135352	116%
MAZDOCK	11364224	12962800	5286865	114%
LICHSGFIN	45183075	51144000	9157846	113%
NMDC	517037525	576598500	145043997	112%
GODREJPROP	17263909	18943925	5786120	110%
NATIONALUM	134225816	146688750	73736305	109%
BHEL	192361942	210178500	97653022	109%
CONCOR	51639257	56171250	16902870	109%
BIOCON	91057772	98655000	35915474	108%
KALYANKJIL	57654984	60310400	18346238	105%
CDSL	26647500	27103500	14226626	102%
IRFC	200960551	204242250	127647441	102%
ABCAPITAL	122657000	123234300	31474821	100%
PATANJALI	50886533	50965200	8263130	100%
DLF	96058266	95914500	31581018	100%
TATAELXSI	5241546	5209500	3424129	99%
PGEL	24030912	23762350	10912472	99%
IDEA	12037179660	11875499775	4318128159	99%

OI against MWPL				
Symbol	MWPL	Open Interest	Limit for next day	% OI
AMBUJACEM	79841849	78583050	23669917	98%
EXIDEIND	68856800	67609800	31826687	98%
MCX	38177110	37111875	20969405	97%
RECLTD	187084550	174000400	88532726	93%
BDL	13786716	12737200	8061587	92%
CROMPTON	96587231	89112600	35373075	92%
JIOFIN	355358091	325611300	167082277	92%
POLYCAB	8688405	7684250	4038303	88%
LTF	127100972	111282750	74263607	88%
BOSCHLTD	882048	743425	621626	84%
PNB	515822637	432472000	241236615	84%
JUBLFOOD	58761693	48892500	32862995	83%
HINDZINC	161247058	127950025	115278374	79%
ADANIENT	49117354	38607078	24659911	79%
GLENMARK	22585180	17518125	10233606	78%
AUROPHARMA	41977935	32244850	17220039	77%
INDUSTOWER	193623116	147371300	85156151	76%
UPL	84228583	63279855	38572785	75%
LICI	33206238	24455900	19952217	74%
SYNGENE	24733183	18106000	15509607	73%
ASHOKLEY	423719104	305275000	218797533	72%
VEDL	255091106	183496300	153951605	72%
ASTRAL	18450534	12977375	10709457	70%
CANBK	504315430	351999000	318392380	70%
AMBER	3257355	2246000	1995829	69%
OFSS	3582756	2464575	1935819	69%
PETRONET	108255733	74459100	59978569	69%
HAL	28450886	19448250	17401412	68%
GMRAIRPORT	534704421	364346100	322111804	68%
JSWENERGY	80385888	54428000	36954931	68%
SBICARD	44836888	29976800	25153439	67%
PFC	217835555	141892400	127759141	65%
PNBHOUSING	28118603	18241600	13306091	65%

FROM THE EQUITY DERIVATIVE DESK:

NIRAV HARISH CHHEDA

AVP - DERIVATIVES AND TECHNICAL RESEARCH

E-Mail: nirav.chheda@nirmalbang.com

Tel no: 6273-8199/8000

AMIT BHUPTANI

SNR.DERIVATIVES AND TECHNICAL RESEARCH

E-Mail: amit.bhuptani@nirmalbang.com

Tel no: 6273-8242/8000

DISCLOSURE

Research Reports that are published by Nirmal Bang Securities Private Limited (hereinafter referred to as “NBSPL”) are for private circulation only. NBSPL is a registered Research Analyst under SEBI (Research Analyst) Regulations, 2014 having Registration no. INH000001766. NBSPL is also a registered Stock Broker with National Stock Exchange of India Limited, BSE Limited, Metropolitan Stock Exchange of India Limited, Multi Commodity Exchange of India Limited and , National Commodity and Derivative Exchange Limited in Capital Market , Equity and Commodities derivatives segments and Currency Derivatives Segment . NBSPL has other business divisions with independent research teams separated by Chinese walls, and therefore may, at times, have different or contrary views on stocks and markets. NBSPL or its associates have not been debarred / suspended by SEBI or any other regulatory authority for accessing / dealing in securities Market since last 20 years. NBSPL, its associates or analyst or his relatives do not hold any financial interest (Except Investment) in the subject company. NBSPL or its associates or Analyst do not have any conflict or material conflict of interest at the time of publication of the research report with the subject company. NBSPL or its associates or Analyst or his relatives may or may not hold beneficial ownership of 1% or more in the subject company at the end of the month immediately preceding the date of publication of this research report. NBSPL or its associates / analyst has not received any compensation / managed or co-managed public offering of securities of the company covered by Analyst during the past twelve months. NBSPL or its associates have not received any compensation or other benefits from the company covered by Analyst or third party in connection with the research report. Analyst has not served as an officer, director or employee of Subject Company. NBSPL / analyst has not been engaged in market making activity of the subject company. Analyst Certification: The research analysts and authors of these reports, hereby certify that the views expressed in this research report accurately reflects my/our personal views about the subject securities, issuers, products, sectors or industries. It is also certified that no part of the compensation of the analyst(s) was, is, or will be directly or indirectly related to the inclusion of specific recommendations or views in this research. The analyst(s) principally responsible for the preparation of this research report and has taken reasonable care to achieve and maintain independence and objectivity in making any recommendation.

DISCLAIMER

The Research Report is for the personal information of the authorized recipient and does not constitute to be any investment, legal or taxation advice. NBSPL is not soliciting any action based upon it. Nothing in the research report shall be construed as a solicitation to buy or sell any security or product, or to engage in or refrain from engaging in any such transaction. In preparing the research report, we did not take into account the investment objectives, financial situation and particular needs of the reader. The research report has been prepared for the general use of the clients of NBSPL and must not be copied, either in whole or in part, or distributed or redistributed to any other person in any form. If you are not the intended recipient you must not use or disclose the information in the research report in any way. Though disseminated to all the customers simultaneously, not all customers may receive the research report at the same time. NBSPL will not treat recipients as customers by virtue of their receiving the research report. The research report is not directed or intended for distribution to or use by any person or entity resident in a state, country or any jurisdiction, where such distribution, publication, availability or use would be contrary to law, regulation or which would subject NBSPL & its group companies to registration or licensing requirements within such jurisdictions. The report is based on the information obtained from sources believed to be reliable, but we do not make any representation or warranty that it is accurate, complete or up-to-date and it should not be relied upon as such. We accept no obligation to correct or update the information or opinions in it. NBSPL or any of its affiliates or employees shall not be in any way responsible for any loss or damage that may arise to any person from any inadvertent error in the information contained in the research report. NBSPL or any of its affiliates or employees do not provide, at any time, any express or implied warranty of any kind, regarding any matter pertaining to this report, including without limitation the implied warranties of merchantability, fitness for a particular purpose, and non-infringement. The recipients of the research report should rely on their own investigations. This information is subject to change without any prior notice. NBSPL reserves its absolute discretion and right to make or refrain from making modifications and alterations to this statement from time to time. Nevertheless, NBSPL is committed to providing independent and transparent recommendations to its clients, and would be happy to provide information in response to specific client queries. Before making an investment decision on the basis of research report, the reader needs to consider, with or without the assistance of an adviser, whether the advice is appropriate in light of their particular investment needs, objectives and financial circumstances. There are risks involved in securities trading. The price of securities can and does fluctuate, and an individual security may even become valueless. International investors are reminded of the additional risks inherent in international investments, such as currency fluctuations and international stock market or economic conditions, which may adversely affect the value of the investment. Opinions expressed are subject to change without any notice. Neither the company nor the director or the employees of NBSPL accept any liability whatsoever for any direct, indirect, consequential or other loss arising from any use of the research report and/or further communication in relation to the research report. Here it may be noted that neither NBSPL, nor its directors, employees, agents or representatives shall be liable for any damages whether direct or indirect, incidental, special or consequential including lost revenue or lost profit that may arise from or in connection with the use of the information contained in the research report. Copyright of this document vests exclusively with NBSPL. Our reports are also available on our website www.nirmalbang.com Registration granted by SEBI and certification from NISM in no way guarantee performance of NBSPL or provide any assurance of returns to investors.

**Nirmal Bang Research (Division of Nirmal Bang Securities Pvt. Ltd.) B-2, 301/302, Marathon Innova,
Opp. Peninsula Corporate Park Off. Ganpatrao Kadam Marg Lower Parel (W), Mumbai-400013
Board No. : 91 22 6723 8000/8001 Fax : 022 6723 8010**